

Labeling cables
Shrink tubes
Label flags
Wrap-around labels

EOS 2, EOS 5 label printers

for printing on one side of continuous pressed shrink tubes



EOS2 is the compact one, requiring little footprint on workstations. Label rolls with diameters up to 203 mm can be inserted to EOS5. Continuous shrink tubes can be perforated, to simplify separation by hand at a later stage. Cutting a material is as well possible. The cutter can be pivoted to exchange the material.



See further information on
www.cab.de/en/eos

| Label printer | | | EOS2 | EOS5 |
|-------------------|---------------|---------|------------------|-------|
| Material guidance | | | centered | |
| Print method | | | Thermal transfer | |
| Print resolution | dpi | | 300 | 300 |
| Print speed | mm/s max. | | 150 | 150 |
| Print width | mm max. | | 105.7 | 105.7 |
| Finishing | Roll diameter | mm max. | 152 | 203 |
| | Core diameter | mm | 38.1 - 76 | |

| Perforation cutter | | | | |
|--|-----------|--|-------------|-----------|
| Perforation Distance between / width of off-cuts | | | mm | 2.5 / 0.8 |
| Material | Width | | mm | 45 |
| | Thickness | | mm max. | 1.1 |
| Cutting length | | | mm at least | 10 |
| Material passage | | | mm max. | 2.5 |

| Pos. | | Part no. | Designation |
|------|--|----------------|------------------------------|
| 1.1 |  | 5978202 | EOS 2/300 label printer |
| | | 5965910 | Perforation cutter for EOS 2 |
| 1.2 |  | 5978212 | EOS 5/300 label printer |
| | | 5969891 | Perforation cutter for EOS 5 |

SQUIX 4M label printers

for printing on one side of shrink tubes continuous pressed or ready for use




The printers stand up to any demand, whether operated stand-alone, with a PC or in a network. Continuous shrink tubes can be perforated, to simplify separation by hand at a later stage. Cutting a material is as well possible.



See further information on
www.cab.de/en/squix

| Label printer | | | SQUIX 4M | |
|-------------------|---------------|---------|------------------|-------|
| Material guidance | | | centered | |
| Print method | | | Thermal transfer | |
| Print resolution | dpi | | 300 | 600 |
| Print speed | mm/s max. | | 300 | 150 |
| Print width | mm max. | | 105.7 | 105.7 |
| Finishing | Roll diameter | mm max. | 205 | |
| | Core diameter | mm | 38.1 - 76 | |

| Perforation cutter | | | | PSQ 403 |
|--|-----------|--|-------------|-----------|
| Perforation Distance between / width of off-cuts | | | mm | 2.5 / 0.4 |
| Quantity of off-cuts | | | | 6 |
| Material | Width | | mm max. | 114 |
| | Thickness | | mm max. | 1.5 |
| Cutting length | | | mm at least | 10 |
| Material passage | | | mm max. | 2.0 |

| Pos. | | Part no. | Designation |
|------|---|--------------------|---|
| 1.3 |  | 5977010.659 | SQUIX 4/300M label printer incl. PSQ 403 perforation cutter |
| | | 5977011.659 | SQUIX 4/600M label printer incl. PSQ 403 perforation cutter |

XD Q label printers

for printing on both sides of continuously pressed shrink tubes or shrink tubes ready for use



They print on both sides of pressed shrink tubes, continuous or ready for use.

Heating can be assigned separately to each print head. If required, labels can be printed on one side only.


Continuous shrink tubes can be perforated, to simplify separation by hand at a later stage. Cutting a material is as well possible.



See further information on
www.cab.de/en/xdq

| Label printer | XD Q4/300 | XD Q4.2/600 |
|-------------------|-----------------------|-------------|
| Material guidance | centered | |
| Print method | Thermal transfer | |
| Print resolution | 300 dpi | 600 |
| Print speed | 150 mm/s max. | 100 |
| Print width | 105.7 mm max. | 54.1 |
| Finishing | Roll diameter mm max. | 300 |
| | Core diameter mm | 38.1 - 76 |

| Perforation cutter | PSQ 403 | |
|--|-------------------|-----|
| Perforation Distance between / width of off-cuts | 2.5 / 0.4 mm | |
| Quantity of off-cuts | 6 | |
| Material | Width mm max. | 114 |
| | Thickness mm max. | 1.1 |
| Cutting length | 10 mm at least | |
| Material passage | 2.0 mm max. | |

| Pos. | Part no. | Designation |
|------|---|---|
| 1.4 |  6011501 | XD Q4/300 label printer incl. PSQ 403 perforation cutter |
| | 6011506 | XD Q4.2/600 label printer incl. PSQ 403 perforation cutter |

Scopes of delivery, designs and technical data correspond to the date of this publication. They are subject to change.



HERMES Q4L printer system with a 4712 flag applicator

Labels are applied precisely on round materials such as cables, hoses or pipes. First, both endings of a label are stuck together. Then the label is tamped onto the round material.

The pad locates next to the peel-off plate. Printed labels are picked up and transferred to the spot of application by a stroke cylinder.

A further cylinder guides the label all around the round material using cam control.

The length of the stroke cylinder defines the maximum distance of a product to the peel-off plate.



Label printers providing an integral UHF RFID module



See further options and accessories on www.cab.de/en/hermesq

| Flag applicator | | 4712L-300 | |
|---|--|--------------------|------------------------|
| Product | Diameter | mm | 3 - 16 |
| Label | Width | mm | 50 ¹⁾ - 100 |
| | Height | mm | 10 - 50 |
| Material | | PET | |
| State of a product at the moment a label is applied | | at rest | |
| Label applications | from the top | ■ | |
| | from below | ■ | |
| | rotated vertically: 0 - 180° clockwise (request in case of other rotations) | | |
| | from the side | ■ | |
| Items of uniform height | | uniform | |
| Product distance to the bottom of a unit using a cylinder stroke of 300 | mm at least | 70 | |
| | mm max. | 260 | |
| Depth of pliers immersing | | mm | 55 |
| Offset P | | mm max. | 1.0 ²⁾ |
| Compressed air | | bar | 4.5 |
| Cycle rate, printing and applying only ³⁾ | | labels/min approx. | 15 |

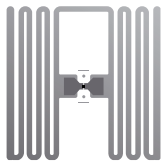

¹⁾ Processing labels 50 to 58 mm wide requires a spacer.

²⁾ depending on the quality of a label material

³⁾ calculated using a print speed of 100 mm/s

| HERMES label printer | | Q4L | |
|------------------------|---------------|---------------------|-----------|
| Guidance of a material | | aligned to the left | |
| Print method | | Thermal transfer | |
| Print resolution | dpi | 300 | 600 |
| Print speed | mm/s max. | 200 | 100 |
| Print width | mm max. | 105.7 | 105.7 |
| Finishing | Roll diameter | mm max. | 205 / 305 |
| | Core diameter | mm | 76 |

| Pos. | Part no. | Designation |
|------|----------------|--------------------------------|
| 1.1 | 6010005 | HERMES Q4L/300-2 label printer |
| | 6010006 | HERMES Q4L/600-2 label printer |
| | 6010013 | HERMES Q4L/300-3 label printer |
| | 6010014 | HERMES Q4L/600-3 label printer |
| 2.1 | 5971815 | 4712L-300 flag applicator |

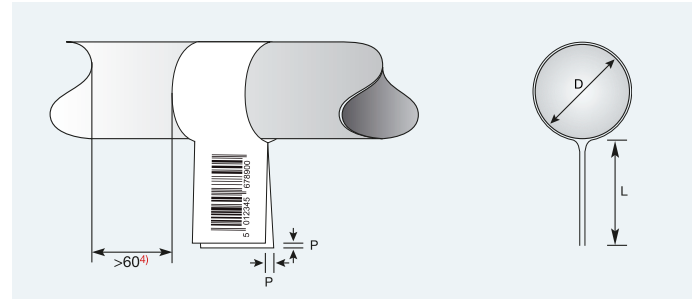


UHF RFID tags are in preparation

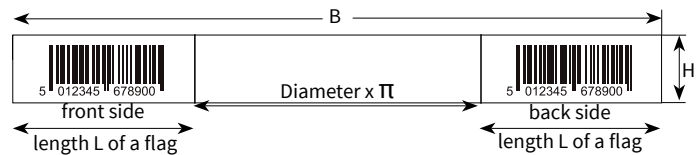
Label flags

Upper materials and adhesives have been developed in particular for reliable label flag processing.

A label entirely encloses a product. Once stuck, label flags remain permanently closed.



⁴⁾ Flag on product requires >60 mm clearance on one side



| Part no. | D1 min. mm | Flag L mm | D2 max. mm | Flag L mm | Label width B mm | Label height H mm | No. of labels per roll at max. Ø 205 | R71 resin ribbon width min. mm |
|----------|------------|-----------|------------|-----------|------------------|-------------------|--------------------------------------|--------------------------------|
| 5775266 | 3 | 20 | 9.5 | 10.0 | 50 | 30 | 4,000 | 55 |
| 5770196 | 3 | 25 | 12.5 | 10.0 | 60 | 10 | 10,000 | 65 |
| 5706033 | 3 | 30 | 15.5 | 10.0 | 70 | 15 | 7,500 | 76 |
| 5771850 | 3 | 35 | 16.0 | 14.5 | 80 | 25 | 5,000 | 110 |
| 5773089 | 3 | 45 | 16.0 | 24.5 | 100 | 18 | 6,000 | 110 |
| 5771775 | 3 | 45 | 16.0 | 24.5 | 100 | 45 | 3,000 | 110 |

cab manufactures the labels upon order. See examples of punching dies in the table below. Further sizes and colors may be provided upon request.

| | |
|----------------|--|
| Material | PET white, free of halogens |
| Thickness | 40 µm |
| Adhesive | permanent |
| Temperature | -80 °C to 150 °C |
| Operation | indoor, outdoor |
| Resistances | water, dirt, petrol, oils, alcohol, detergents, UV light |
| Flammability | self-extinguishing according to VTM-0 |
| Roll finishing | Outside ø max. 305 mm Core ø 76 mm |



Ribbons

| Part no. | PU 1 Roll | PU 2 Rolls in cardboard box | Width mm | Length m |
|-------------|-----------|-----------------------------|----------|----------|
| 5557402.133 | 1 | 10 | 55 | 360 |
| 5557403.133 | 1 | 10 | 65 | 360 |
| 5557404.133 | 1 | 10 | 76 | 360 |
| 5557405.133 | 1 | 10 | 110 | 360 |

Material R71 resin, black, color side in

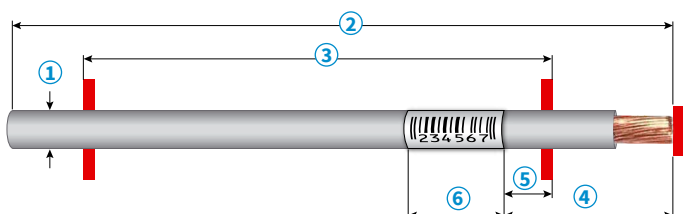
WICON wrap-around applicator



Pivoting the applicator allows label rolls or ribbons be replaced easily. Opening the service door enables access to the wrapper head in cases of errors, such as label jams.

| Wrap-around applicator | | WICON | |
|------------------------|--|-------------|-------------|
| ① | Item diameter | mm | 2.0 - 16.0 |
| ② | Item length | mm at least | 134 |
| ③ | Centering panel distant from left to right | mm | 124 |
| ④ | Item length label margin to stop | mm | 25 - 120 |
| ⑤ | Label margin distant to centering panel | mm | 12.7 |
| | Deflection related to a length of 124 mm | mm max. | 1 |
| ⑥ | Label width | mm | 12.7 - 50.8 |
| | Label height | mm | 19.1 - 70.0 |
| Applicator | Cycle of printing and applying or applying and printing | s | 1.8 - 6 |
| | Number of wrap-arounds | | 2 - 10 |
| | Speed of wrapping around | u/sec | 3.0 |
| | Rolling on related to speed of wrapping around | % | 10 - 100 |
| Start | automatically, as soon as an item has been inserted by hand or via data interface or via I/O interface | | |

① 1.5 mm diameter after sampling and release



Cylindric items of diameters from 2 mm to 16 mm, such as single wires, strands, cables, hoses, tubes or round rods, can be labeled with the wrap-around applicator.

Transparent laminate covers data blocks and protects them persistently from dust and wear.

Items are inserted in horizontal orientation and centered by panels.

The following options are available for printing and labeling:

1. Single items are inserted by hand.
Items are positioned by centering panels.
Start is triggered automatically after insertion.
2. Single items are inserted by a robot.
Items are identified by centering panels.
Start is triggered via a data or I/O interface.
3. Continuous items are fed and positioned automatically.
Centering panels remain open by expansion.
Items are guided through the center.
Start is triggered via a data or I/O interface.

Item diameters and label lengths define the number of wrap-arounds. Cycles are 1.8 to six seconds.

While labels are wrapped around an item, the aperture for insertion and removal is covered by a finger guard. Operations require materials guided centered on a printer, as well as a slim print roller.

The data block of a label can be printed using cablabel S3, release 1.4.0.5 or later. Find sample labels on www.cab.de/en/cablabel

| Label printer | | SQUIX 4/MP | |
|----------------------------------|-----------------------|------------------|-----|
| Material guidance on the printer | | centered | |
| Print method | | Thermal transfer | |
| Print resolution | dpi | 300 | 600 |
| Print speed | mm/s max. | 200 | 150 |
| Print width | mm max. | 105.7 | |
| Finishing | Roll diameter mm max. | 205 | |
| | Core diameter mm | 76 | |

| Pos. | Part no. | Designation |
|------|----------|--|
| 1.1 | 5977007 | SQUIX 4/300MP label printer |
| | 5977008 | SQUIX 4/600MP label printer |
| 2.1 | 5988000 | WICON wrap-around applicator Included in the accessory pack are - DR4-M60 print roller - WICON peel-off plate |



WLV wrap-around labels

Labels can be removed from the peel-off plate of a printer by hand or be applied by the wrap-around applicator directly onto items.

The properties of cab wrap-around labels are adapted to automated labeling using WICON, so is manufacture. All labels – from the first to the last – are applied precisely with the help of pretesion and retension. cab does not provide any functional warranty if third-party labels are in use.

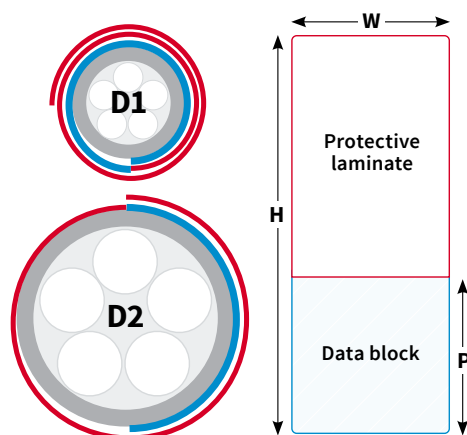
Make sure item surfaces are clean and free of lubricants.

All-around labeling

Data blocks capture the circumference of an item to the **D1** diameter. Data blocks are partially covered in cases of smaller diameters.

Partial labeling

Protective laminate captures a data block to the **D2** diameter.



| Part no. | Data block | Item Ø | | | Label width W mm | Label height H mm | Data block height P mm | Labels / Roll | PU 1 Roll | PU 2 Rolls in cardboard box |
|-------------|------------|-----------|-------|-------|------------------|-------------------|------------------------|---------------|-----------|-----------------------------|
| | | D min. mm | D1 mm | D2 mm | | | | | | |
| 5780138.130 | white | 2.0* | 2.0 | 4.0 | 12.7 | 19.1 | 6.4 | 7,450 | 1 | 20 |
| 5780139.130 | white | 2.0* | 2.0 | 4.0 | 25.4 | 19.1 | 6.4 | 7,450 | 1 | 20 |
| 5780140.130 | white | 2.0* | 3.0 | 5.0 | 25.4 | 25.4 | 9.5 | 5,800 | 1 | 20 |
| 5780145.130 | white | 2.0 | 4.0 | 6.0 | 25.4 | 31.8 | 12.7 | 4,750 | 1 | 20 |
| 5780146.130 | white | 2.0 | 4.0 | 8.0 | 12.7 | 38.1 | 12.7 | 4,000 | 1 | 20 |
| 5780147.130 | white | 2.0 | 4.0 | 8.0 | 19.1 | 38.1 | 12.7 | 4,000 | 1 | 20 |
| 5780148.130 | white | 2.0 | 4.0 | 8.0 | 25.4 | 38.1 | 12.7 | 4,000 | 1 | 20 |
| 5780149.130 | white | 2.0 | 4.0 | 8.0 | 50.8 | 38.1 | 12.7 | 4,000 | 1 | 10 |
| 5780150.130 | white | 3.0 | 6.0 | 12.0 | 25.4 | 57.2 | 19.1 | 2,750 | 1 | 20 |
| 5780151.130 | white | 3.0 | 6.0 | 14.0 | 25.4 | 63.5 | 19.1 | 2,450 | 1 | 20 |
| 5780153.130 | white | 3.0 | 6.0 | 14.0 | 38.1 | 63.5 | 19.1 | 2,450 | 1 | 10 |
| 5780154.130 | white | 5.0 | 6.0 | 16.0 | 25.4 | 70.0 | 19.1 | 2,250 | 1 | 20 |
| 5780155.130 | white | 5.0 | 6.0 | 16.0 | 50.8 | 70.0 | 19.1 | 2,250 | 1 | 10 |

*1.5 mm diameter after sampling and release

Further sizes and colors can be provided upon request, so can labels free of halogen.

Ribbons

One ribbon roll serves for printing two rolls of wrap-around labels.



| Part no. | Width mm | Length m | PU 1 Roll | PU 2 Rolls in cardboard box |
|-------------|----------|----------|-----------|-----------------------------|
| 5557402.133 | 55 | 360 | 1 | 10 |

Material R71 resin, black, color side in

| | |
|-------------------------|--|
| Material | PVC (Vinyl) |
| Thickness | 80 µm |
| Adhesive | permanent |
| Application temperature | +15 °C to +35 °C |
| Service temperature | -40 °C to +80 °C |
| | relative humidity 60% to 85% |
| Operation | indoor, outdoor |
| Resistances | water, dirt, petrol, oils, alcohol, detergents, UV light |
| Approvals | UL 969 in preparation |
| Roll finishing | Outside diameter max. 205 mm Core diameter 76 mm |

Scopes of delivery, designs and technical data correspond to the date of this publication. They are subject to change.

Germany
cab Produkttechnik GmbH & Co KG
Karlsruhe
Phone +49 721 6626 0
www.cab.de

France
cab Technologies S.à.r.l.
Niedermodern
Phone +33 388 722501
www.cab.de/fr

USA
cab Technology, Inc.
Chelmsford, MA
Phone +1 978 250 8321
www.cab.de/us

Mexico
cab Technology, Inc.
Juárez
Phone +52 656 682 4301
www.cab.de/es

Taiwan
cab Technology Co., Ltd.
Taipei
Phone +886 (02) 8227 3966
www.cab.de/tw

China
cab (Shanghai) Trading Co., Ltd.
Shanghai
Phone +86 (021) 6236 3161
www.cab.de/cn

Singapore
cab Singapore Pte. Ltd.
Singapore
Phone +65 6931 9099
www.cab.de/en

South Africa
cab Technology (Pty) Ltd.
Randburg
Phone +27 11 886 3580
www.cab.de/za

cab // 820 distribution and service partners in more than **80** countries



cab
we identify more